





## RAFIX22QR single parts

	Designation	Order no.	Colour no.
<p>(1) ○ collar</p> 	<p>Housing for pushbutton Flush pushbutton, momentary</p>	<p>1.30 240.601</p>	<p>–</p>
<p>(2) □ collar</p> 	<p>Housing for pushbutton Flush pushbutton, momentary</p>	<p>1.30 240.602</p>	<p>–</p>
<p>(3)</p> 	<p>Metal front ring</p>	<p>5.45 638.015 / 6030</p>	<p>–</p>
<p>(4)</p> 	<p>Plastic front ring</p>	<p>5.45 639.020 / Colour no.</p>	<p>/01 black /03 red /04 yellow /05 green /06 blue /07 slate grey /08 silver</p>
<p>(5)</p> 	<p>Transparent lens with diffuser (for illuminated pushbuttons) Please order legend inserts separately (see next page)</p>	<p>For flush pushbutton 5.04 926.008 / Colour no.</p>	<p>/10 colourless /13 red /14 yellow /15 green /16 blue</p>
<p>(6)</p> 	<p>Opaque lens (for non-illuminated pushbuttons)</p>	<p>5.49 263.014 / Colour no.</p>	<p>/01 black /02 white /03 red /04 yellow /05 green /06 blue /07 slate grey</p>


## RAFIX22QR label holders

	Designation	Order no.
(1) 	RAFIX22QR label holder (with adhesive tape and cover foil on rear)	5.07 620.010
(2) 	RAFIX22QR label holder (with adhesive tape and cover foil on rear)	5.07 620.011

## RAFIX22QR legend label

	Designation	Legend	Order no.
  	Legend label to clip into label holder, 0.8 mm thick Front side: brushed silver finish Rear side: mat black Legend: on front side according to DIN 1451 black Background colour: mat silver Type size: 3.5 mm	Blank (with cover foil)	5.73 110.000
		ON	5.73 110.004
		OFF	5.73 110.005
		HAND AUTO	5.73 110.021
		AUTO HAND	5.73 110.022
		HAND 0 AUTO	5.73 110.023
		0 I	5.73 110.026
		I 0 II	5.73 110.027
		ON OFF	5.73 110.028
		OFF ON	5.73 110.029

## RAFIX22QR legend inserts for illuminated pushbuttons and signal indicators


	Legend Black letters on white background	Order no. for flush pushbutton and indicator	Order no. for protruding pushbutton
	Blank	5.70 800.000/2000	5.70 802.000/2000
	DOWN	5.70 800.001/0200	5.70 802.001/0200
	UP	5.70 800.002/0200	5.70 802.002/0200
	ON	5.70 800.003/0200	5.70 802.003/0200
	OFF	5.70 800.004/0200	5.70 802.004/0200
	START	5.70 800.006/0200	5.70 802.006/0200
	STOP	5.70 800.007/0200	5.70 802.007/0200
	I	5.70 800.010/0200	5.70 802.010/0200
	+	5.70 800.017/0200	5.70 802.017/0200
	-	5.70 800.018/0200	5.70 802.018/0200
	->	5.70 800.019/0200	5.70 802.019/0200
	OPERATION	5.70 800.020/0200	5.70 802.020/0200
	FAULT	5.70 800.033/0200	5.70 802.033/0200
	0	5.70 800.034/0200	5.70 802.034/0200

Special legends according to your specifications can be made for you by engraving or printing techniques.



We require the following information from you:

1. Legend (text or symbol)
2. Type size
3. Line thickness
4. Legend colour/ background colour
5. Assembling axis (mounting position)
6. Sketch/drawing or sample


## RAFIX22QR emergency stop label plates

	Description	Plate shape	Order no.	Legending	
				Front side	Back side
	Ø 60 mm, RAL 1003 yellow hard PVC 1 mm degree of protection: IP40	round	5.76 207.001	NOT-AUS	–
			5.76 207.002	EMERGENCY-STOP	ARRÊT-D'URGENCE
	Ø 60 mm, RAL 1004 yellow made of PVC foil (adhesive) degree of protection: IP65	round	5.76 204.100	–	–
			5.76 204.101	NOT-AUS	–
			5.76 204.103	EMERGENCY-STOP	–
			5.76 204.102	ARRÊT-D'URGENCE	–
	RAL 1004 yellow made of PVC foil (adhesive) degree of protection: IP65	square 36 x 64 mm	5.76 205.011	–	–





## RAFIX22QR lamps, BA 9s

	Rated voltage	Order no.	Lamp extractor order no.
<b>(1) Filament lamp</b> 	6 – 7 V	1.90 060.131	1.90 900.007
	12 – 15 V	1.90 060.132	1.90 900.007
	24 – 30 V	1.90 060.133	1.90 900.007
	110 – 130 V	1.90 060.137	1.90 900.007
<b>(2) Neon lamp</b> 	220 V ~ (red)	1.90 560.102	1.90 900.007
	220 V ~ (green)	1.90 560.104	1.90 900.007



## RAFIX22QR multi-chip LED, BA 9s

	24V DC +- 10%	Order no.	Lamp extractor order no.
<b>(3)</b> 	LED red	1.90 690.341	1.90 900.007
	LED green	1.90 690.342	1.90 900.007
	LED yellow	1.90 690.343	1.90 900.007
	LED blue	1.90 690.344	1.90 900.007
	LED white	1.90 690.345	1.90 900.007




## RAFIX22QR accessories

	Designation	Order no.
<p>(1) □ collar</p> 	<p>RAFIX22QR blanking cap Fixing method: Ring nut Degree of protection: IP 65</p>	<p>5.05 800.065</p>
<p>(2) ○ collar</p> 	<p>RAFIX22QR blanking cap Fixing method: Ring nut Degree of protection: IP 65</p>	<p>5.05 800.064</p>
<p>(3)</p> 	<p>Fixing spanner for ring nut and for mounting of front rings</p>	<p>5.05 800.062</p>
<p>(4)</p> 	<p>Lamp tester This tester allows you to perform a lamp test on the complete panel, i.e. one press of a button activates all lamps installed. One lamp tester required for each light / lamp.</p>	<p>5.03 771.678</p>

## RAFIX22QR couplings

	Marked with reference numbers	Order no.
<p>(5)</p> 	<p>1 – 3 – 2</p>	<p>5.05 510.935</p>
<p>(6)</p> 	<p>1/2 – 5/6 – 3/4</p>	<p>5.05 510.936</p>

## RAFIX22QR accessories

	Designation	Order no.
<p>(7)</p> 	<p>Ring nut</p>	<p>5.24 279.012</p>
<p>(8)</p> 	<p>Ring nut with claw (for mounting holes without locating indent, with guide groove for aligning the actuators behind the front panel)</p>	<p>5.02 420.001</p>
<p>(9)</p> 	<p>Marking tag (only for contact blocks / lamp sockets with screw terminals)</p>	<p>5.40 010.131</p>